



Round 3 - Phillip Island GP Circuit - September 3 & 4
SUPERSPORT

Date: 03/09/22
Event: R04
Weather: Partly cloudy - Temp: 14.8C
Track: Almost dry - Temp: 23.4C

Leg 1 (incl HUGHIE HOARE FEATURE RACE)


Started at: 13:50:49
Laps: 10
Starters: 33
Printed at: 9:15

PROVISIONAL CLASSIFICATION

Pos	No	Name	Class	Machine	Laps	Race Time	Behind Leader	Behind Prev	Fastest Lap	On Lap	Top Speed
1	44	Thomas BRAMICH / Apex / The Bare Bird / Carl Cox Motorsport / Nolan / Ricondi / Fusport	A	Yamaha R6	10	16:23.082			1:36.974	4	260
2	42	Jack PASSFIELD / Stay Upright Rider Training / MCC Security / GASD Suspension / Dmoto / KYT	A	Yamaha R6 600	10	16:27.015	3.933	3.933	1:37.278	3	256
3	86	Dallas SKEER / YRD / Penrite Oils / Stefs Transport / Pirelli / Trident Tyre Centre / MSA	A	Yamaha R6 600	10	16:38.248	15.166	11.233	1:38.572	10	255
4	39	Scott NICHOLSON / Traction Control M-sport / G. Williams Motorcycle Eng. / RST Moto/ KYT	A	Yamaha R6 600	10	16:38.336	15.254	.088	1:38.444	10	258
5	74	Timothy LARGE / Race Center / The Grinning Dingo	A	Yamaha R6 600	10	16:44.611	21.529	6.275	1:38.769	2	258
6	88	Luke SANDERS / Race Center / Snoop Media	A	Yamaha R6 600	10	16:49.155	26.073	4.544	1:39.693	2	262
7	54	Brendan WILSON / Stainless Steel Projects / Barrys Tea / Up Cork	A	Yamaha R6 600	10	16:52.562	29.480	3.407	1:39.546	8	254
8	95	Harley SIDE / Race Center / Peter Stevens / The Grinning Dingo	B	Yamaha R6 600	10	16:52.905	29.823	.343	1:39.778	8	261
9	88v	Dean OUGHTRED / Dynoverks	A	Yamaha R6 600	10	17:00.251	37.169	7.346	1:40.507	6	258
10	212	Luca DURNING / The Dentists / Addicted to Track	A	Yamaha R6 599	10	17:12.358	49.276	12.107	1:41.695	9	255
11	31	John QUINN / IRT M-sport / SC Project Oceania / Ricondi / Quinn Mechanical Services	B	Yamaha R6 600	10	17:15.873	52.791	3.515	1:42.095	10	254
12	10	Noel MAHON / IRT Motorsports / RS Pipe & Civil / Quinn Mechanical / Ricondi / MotoGo	B	Yamaha R6 600	10	17:15.930	52.848	.057	1:42.140	10	249
13	44A	William SHARROCK / Windspark Oz / Race Center / Metcher Motorsport	A	Yamaha R6 600	10	17:15.968	52.886	.038	1:40.942	8	257
14	99	Morgan MCLAREN-WOOD / Addicted to Track	A	Yamaha R6 600	10	17:16.236	53.154	.268	1:40.240	10	258
15	21	Tarbon WALKER	A	Yamaha R6 600	10	17:23.790	1:00.708	7.554	1:41.710	5	254
16	220	Declan CARBERRY / JC Performance / Webb Plastics / Nightmare Designs / Underground Designs	A	Suzuki GSXR 600	10	17:26.762	1:03.680	2.972	1:42.587	6	260
17	33	Jack FAVELLE / MotoCity	A	Kawasaki ZX6R 600	10	17:26.938	1:03.856	.176	1:42.125	10	256


Scott Laing
Chief Timekeeper - Scott Laing

Tony Bolin
Clerk of Course - Tony Bolin



COMPUTIME RACE TIMING SYSTEMS PTY LTD
www.computime.com.au

E-mail: scott@computime.com.au / Ph: 0418 17 13 17





Round 3 - Phillip Island GP Circuit - September 3 & 4
SUPERSPORT

Date: 03/09/22
Event: R04
Weather: Partly cloudy - Temp: 14.8C
Track: Almost dry - Temp: 23.4C

Leg 1 (incl HUGHIE HOARE FEATURE RACE)

Started at: 13:50:49
Laps: 10
Starters: 33
Printed at: 9:15

PROVISIONAL CLASSIFICATION

Pos	No	Name	Class	Machine	Laps	Race Time	Behind Leader	Behind Prev	Fastest Lap	On Lap	Top Speed
18	52	Mitchell HAWKSLEY / Webb Racing / Launceston Environmental Serv. / Engine Reco & Parts	A	Honda CBR 600	10	17:31.893	1:08.811	4.955	1:43.028	7	259
19	8B	Charles HOLDING	A	Yamaha R6 600	10	17:33.152	1:10.070	1.259	1:43.399	7	252
20	70	Christopher GILBEE / Coastal Built Homes	C	Kawasaki ZX6R 600	10	17:49.325	1:26.243	16.173	1:44.963	8	250
21	32	Keith MULCAHY	A	Kawasaki ZX6R 600	10	17:49.404	1:26.322	.079	1:44.466	9	248
22	8A	Marcus DELANEY / Horizon Motorcycles / Delaney & Co.	A	Yamaha R6 600	10	17:50.741	1:27.659	1.337	1:45.428	8	259
23	76	Paul VAN DER HEIDEN / Moto Adelaide	A	Suzuki GSXR 600	10	17:52.503	1:29.421	1.762	1:45.150	6	247
24	90	Liberio BELLETTI	A	Yamaha R6 600	10	18:03.902	1:40.820	11.399	1:46.691	7	248
25	3A	Matt MAVER / Airfit Air Conditioning	C	Yamaha R6 600	9	16:32.479	1 Lap		1:47.220	9	244
26	3	Shane O'BRIEN	C	Yamaha R6 600	9	16:38.853	1 Lap	6.374	1:48.108	2	245
27	83	Nathan HILLMAN / Pheonix Car Rentals	C	Triumph Dayt. 675	9	16:58.114	1 Lap	19.261	1:49.691	9	236
28	80	David BARTELS / Motorcycle City / Castings Tasmania / BVZ Designs	A	Honda CBR 600	9	17:01.125	1 Lap	3.011	1:50.341	8	239
29	34	Jiabin ZHANG	A	Honda CBR 599	9	17:55.857	1 Lap	54.732	1:54.704	9	243
30	87	Brad GORRIE	C	Honda CBR 600	9	18:00.076	1 Lap	4.219	1:56.321	2	222
DNF	75	Timothy HUNT / Assetnote	A	Triumph Dayt. 675	3	5:50.220	6 Laps		1:52.667	3	234
DNF	12	Kruiz JENKINS / Jenkins Smash Repairs Racing	C	Kawasaki ZX 636	3	6:25.697	6 Laps	35.477	2:05.773	2	212
DNF	85	Ty LYNCH / 727 Moto Racing	A	Yamaha R6 600	2	3:31.692	7 Laps		1:38.156	2	256


Fastest Lap was 1:36.974 by Thomas BRAMICH

Current race lap record for SS class - 1:35.200 by Bryan STARING (VIC) on a Yamaha YZF R6 set on 17/10/09

The results are provisional until the end of the time limit for protests and appeals.


Scott Laing
Chief Timekeeper - Scott Laing

Tony Bolin
Clerk of Course - Tony Bolin



COMPUTIME RACE TIMING SYSTEMS PTY LTD
www.computime.com.au

E-mail: scott@computime.com.au / Ph: 0418 17 13 17





Round 3 - Phillip Island GP Circuit - September 3 & 4
SUPERSPORT

Date: 03/09/22
Event: R04
Weather: Partly cloudy - Temp: 14.8C
Track: Almost dry - Temp: 23.4C

Leg 1 (incl HUGHIE HOARE FEATURE RACE)

Started at: 13:50:49
Laps: 10
Starters: 33
Printed at: 9:15


PROVISIONAL LAP TIMES

No	Name	Lap 1	Lap 2	Lap 3	Lap 4	Lap 5	Lap 6	Lap 7	Lap 8	Lap 9	Lap 10
3	Shane O'BRIEN	2:00.776	<u>1:48.108</u>	1:49.252	1:49.494	1:50.415	1:49.166	1:50.950	1:49.567	1:51.125	
3A	Matt MAVER	2:01.926	1:49.774	1:49.350	1:48.789	1:48.449	1:48.636	1:49.343	1:48.992	<u>1:47.220</u>	
8A	Marcus DELANEY	1:55.003	1:45.901	1:46.338	1:46.631	1:46.231	1:46.783	1:45.827	<u>1:45.428</u>	1:45.826	1:46.773
8B	Charles HOLDING	1:53.342	1:44.962	1:45.566	1:44.434	1:43.640	1:43.815	<u>1:43.399</u>	1:44.759	1:45.023	1:44.212
10	Noel MAHON	1:52.979	1:42.778	1:42.861	1:42.225	1:42.423	1:42.166	1:43.262	1:42.641	1:42.455	<u>1:42.140</u>
12	Kruiz JENKINS	2:10.366	<u>2:05.773</u>	2:09.558							
21	Tarbon WALKER	1:57.364	1:42.235	1:43.782	1:42.773	<u>1:41.710</u>	1:42.178	1:42.913	1:43.396	1:43.704	1:43.735
31	John QUINN	1:52.322	1:43.250	1:42.894	1:42.227	1:42.453	1:42.242	1:42.845	1:43.065	1:42.480	<u>1:42.095</u>
32	Keith MULCAHY	1:56.425	1:45.717	1:45.816	1:45.859	1:47.086	1:46.892	1:45.547	1:45.385	<u>1:44.466</u>	1:46.211
33	Jack FAVELLE	1:53.501	1:44.530	1:45.273	1:44.615	1:43.737	1:43.837	1:43.162	1:43.572	1:42.586	<u>1:42.125</u>
34	Jiabin ZHANG	2:19.141	1:57.589	2:01.461	1:58.180	1:56.108	1:57.346	1:56.110	1:55.218	<u>1:54.704</u>	
39	Scott NICHOLSON	1:46.555	1:39.532	1:39.711	1:39.299	1:38.603	1:39.209	1:38.768	1:38.960	1:39.255	<u>1:38.444</u>
42	Jack PASSFIELD	1:44.163	1:37.366	<u>1:37.278</u>	1:38.206	1:37.896	1:38.115	1:38.320	1:38.300	1:38.143	1:39.228
44	Thomas BRAMICH	1:43.528	1:37.254	1:37.041	<u>1:36.974</u>	1:37.544	1:37.993	1:37.165	1:38.084	1:39.140	1:38.359
44A	William SHARROCK	1:53.671	1:44.517	1:45.067	1:42.261	1:42.256	1:42.465	1:42.761	<u>1:40.942</u>	1:41.003	1:41.025
52	Mitchell HAWKSLEY	1:54.712	1:44.615	1:45.045	1:44.267	1:44.008	1:43.485	<u>1:43.028</u>	1:43.179	1:44.101	1:45.453
54	Brendan WILSON	1:49.080	1:40.122	1:40.547	1:40.857	1:40.956	1:40.953	1:40.425	<u>1:39.546</u>	1:40.064	1:40.012
70	Christopher GILBEE	1:57.279	1:46.096	1:46.275	1:45.986	1:45.329	1:45.970	1:45.506	<u>1:44.963</u>	1:45.324	1:46.597
74	Timothy LARGE	1:45.916	<u>1:38.769</u>	1:39.432	1:39.401	1:39.439	1:40.361	1:40.163	1:39.554	1:41.815	1:39.761
75	Timothy HUNT	2:04.483	1:53.070	<u>1:52.667</u>							
76	Paul VAN DER HEIDEN	1:57.759	1:46.609	1:47.090	1:47.249	1:45.937	<u>1:45.150</u>	1:45.302	1:45.390	1:45.688	1:46.329
80	David BARTELS	2:02.026	1:53.675	1:54.021	1:52.004	1:51.979	1:52.125	1:51.118	<u>1:50.341</u>	1:53.836	
83	Nathan HILLMAN	2:03.441	1:53.669	1:54.645	1:53.358	1:52.514	1:50.830	1:50.152	1:49.814	<u>1:49.691</u>	
85	Ty LYNCH	1:53.536	<u>1:38.156</u>								
86	Dallas SKEER	1:45.207	1:39.347	1:39.474	1:39.461	1:39.281	1:39.020	1:39.592	1:39.257	1:39.037	<u>1:38.572</u>
87	Brad GORRIE	2:09.147	<u>1:56.321</u>	1:57.270	1:57.572	1:57.375	1:57.473	1:58.822	2:05.209	2:00.887	
88	Luke SANDERS	1:46.469	<u>1:39.693</u>	1:40.078	1:39.701	1:40.407	1:40.946	1:40.957	1:40.465	1:40.194	1:40.245
88v	Dean OUGHTRED	1:47.691	1:41.035	1:40.957	1:41.593	1:40.991	<u>1:40.507</u>	1:41.265	1:41.299	1:42.385	1:42.528
90	Libero BELLETTI	1:55.653	1:47.514	1:48.056	1:47.761	1:47.508	1:46.964	<u>1:46.691</u>	1:48.046	1:47.839	1:47.870
95	Harley SIDE	1:46.877	1:41.702	1:40.847	1:41.175	1:40.974	1:40.856	1:40.558	<u>1:39.778</u>	1:39.834	1:40.304
99	Morgan MCLAREN-WOOD	1:53.767	1:44.368	1:45.189	1:42.779	1:42.263	1:42.058	1:42.694	1:41.723	1:41.155	<u>1:40.240</u>
212	Luca DURNING	1:51.192	1:43.049	1:43.114	1:42.736	1:42.046	1:42.306	1:42.411	1:41.840	<u>1:41.695</u>	1:41.969
220	Declan CARBERRY	1:53.900	1:45.570	1:44.316	1:44.121	1:43.586	<u>1:42.587</u>	1:42.849	1:43.022	1:43.804	1:43.007

The results are provisional until the end of the time limit for protests and appeals.


Scott Laing
Chief Timekeeper - Scott Laing

Tony Bolin
Clerk of Course - Tony Bolin



COMPUTIME RACE TIMING SYSTEMS PTY LTD
www.computime.com.au

E-mail: scott@computime.com.au / Ph: 0418 17 13 17





Round 3 - Phillip Island GP Circuit - September 3 & 4
SUPERSPORT

Date: 03/09/22
Event: R04
Weather: Partly cloudy - Temp: 14.8C
Track: Almost dry - Temp: 23.4C

Leg 1 (incl HUGHIE HOARE FEATURE RACE)


Started at: 13:50:49
Laps: 10
Starters: 33
Printed at: 9:15

PROVISIONAL SPLIT TIMES

Lap	Split 1	Split 2	Split 3	Split 4	Lap Time	Spd	Lap	Split 1	Split 2	Split 3	Split 4	Lap Time	Spd
3 Shane O'BRIEN (26th)							4	25.721	30.340	19.671	28.702	1:44.434	247
1	35.112	32.668	20.573	32.423	2:00.776	211	5	25.013	30.032	19.644	28.951	1:43.640	252
2	26.187	31.410	20.320	30.191	1:48.108	245	6	25.187	30.275	19.616	28.737	1:43.815	252
3	26.592	31.824	20.574	30.262	1:49.252	244	7	25.120	29.912	19.583	28.784	1:43.399	249
4	26.611	31.673	20.761	30.449	1:49.494	243	8	25.237	30.169	20.065	29.288	1:44.759	250
5	26.256	32.187	21.416	30.556	1:50.415	241	9	25.531	30.831	19.850	28.811	1:45.023	252
6	26.224	32.182	20.743	30.017	1:49.166	241	10	25.612	30.265	19.612	28.723	1:44.212	249
7	26.849	31.925	21.550	30.626	1:50.950	237	10 Noel MAHON (12th)						
8	25.917	31.363	22.171	30.116	1:49.567	242	1	32.884	31.062	20.233	28.800	1:52.979	192
9	26.032	32.401	21.756	30.936	1:51.125	244	2	24.923	29.800	19.512	28.543	1:42.778	249
3A Matt MAVER (25th)							3	25.594	29.910	19.286	28.071	1:42.861	245
1	36.715	33.854	21.667	29.690	2:01.926	200	4	25.010	29.443	19.543	28.229	1:42.225	244
2	26.626	31.861	21.133	30.154	1:49.774	242	5	25.077	29.617	19.426	28.303	1:42.423	247
3	26.716	31.729	21.106	29.799	1:49.350	237	6	25.054	29.550	19.368	28.194	1:42.166	248
4	26.538	31.367	20.832	30.052	1:48.789	234	7	25.172	29.477	19.506	29.107	1:43.262	243
5	26.646	31.585	20.799	29.419	1:48.449	244	8	24.982	29.602	19.536	28.521	1:42.641	245
6	26.717	30.992	20.776	30.151	1:48.636	223	9	25.278	29.522	19.372	28.283	1:42.455	245
7	26.922	31.499	21.119	29.803	1:49.343	224	10	25.303	29.357	19.308	28.172	1:42.140	239
8	27.021	31.117	21.237	29.617	1:48.992	226	12 Kruiz JENKINS (DNF)						
9	26.277	30.959	20.651	29.333	1:47.220	225	1	37.479	35.302	23.509	34.076	2:10.366	201
8A Marcus DELANEY (22th)							2	29.972	37.292	24.445	34.064	2:05.773	203
1	34.014	31.529	20.561	28.899	1:55.003	202	3	31.293	38.299	25.115	34.851	2:09.558	212
2	25.519	30.817	20.741	28.824	1:45.901	259	21 Tarbon WALKER (15th)						
3	25.850	30.811	20.673	29.004	1:46.338	257	1	37.826	30.908	19.682	28.948	1:57.364	
4	25.822	30.772	20.873	29.164	1:46.631	253	2	24.589	29.736	20.004	27.906	1:42.235	251
5	26.123	30.758	20.551	28.799	1:46.231	252	3	25.232	29.645	19.844	29.061	1:43.782	254
6	25.908	30.797	20.764	29.314	1:46.783	251	4	25.758	29.446	19.513	28.056	1:42.773	247
7	26.140	30.572	20.440	28.675	1:45.827	249	5	24.859	29.324	19.554	27.973	1:41.710	249
8	25.793	30.356	20.557	28.722	1:45.428	248	6	24.650	29.529	19.636	28.363	1:42.178	254
9	25.547	30.886	20.574	28.819	1:45.826	253	7	25.080	29.593	19.683	28.557	1:42.913	243
10	25.455	32.063	20.446	28.809	1:46.773	255	8	25.063	30.124	19.541	28.668	1:43.396	244
8B Charles HOLDING (19th)							9	25.541	29.615	19.796	28.752	1:43.704	245
1	32.002	31.572	20.410	29.358	1:53.342	205	10	25.138	29.852	19.899	28.846	1:43.735	245
2	25.742	30.460	19.660	29.100	1:44.962	239	31 John QUINN (11th)						
3	25.744	30.378	20.190	29.254	1:45.566	251							


Scott Laing
Chief Timekeeper - Scott Laing

Tony Bolin
Clerk of Course - Tony Bolin



COMPUTIME RACE TIMING SYSTEMS PTY LTD
www.computime.com.au

E-mail: scott@computime.com.au / Ph: 0418 17 13 17





Round 3 - Phillip Island GP Circuit - September 3 & 4
SUPERSPORT

Leg 1 (incl HUGHIE HOARE FEATURE RACE)

Date: 03/09/22
Event: R04
Weather: Partly cloudy - Temp: 14.8C
Track: Almost dry - Temp: 23.4C


Started at: 13:50:49
Laps: 10
Starters: 33
Printed at: 9:15

PROVISIONAL SPLIT TIMES

Lap	Split 1	Split 2	Split 3	Split 4	Lap Time	Spd	Lap	Split 1	Split 2	Split 3	Split 4	Lap Time	Spd
1	32.594	31.045	20.026	28.657	1:52.322	199	3	31.073	35.417	22.884	32.087	2:01.461	221
2	24.956	29.915	19.734	28.645	1:43.250	253	4	28.160	34.791	23.321	31.908	1:58.180	235
3	25.443	29.676	19.482	28.293	1:42.894	254	5	27.742	33.953	22.757	31.656	1:56.108	243
4	24.847	29.495	19.600	28.285	1:42.227	253	6	27.398	34.459	22.922	32.567	1:57.346	229
5	24.922	29.390	19.753	28.388	1:42.453	254	7	27.725	33.942	22.711	31.732	1:56.110	229
6	24.946	29.452	19.479	28.365	1:42.242	252	8	27.507	33.653	22.322	31.736	1:55.218	237
7	24.936	29.402	19.657	28.850	1:42.845	252	9	27.362	33.271	22.814	31.257	1:54.704	242
8	25.222	29.517	19.684	28.642	1:43.065	251							
9	25.040	29.400	19.524	28.516	1:42.480	249							
10	25.085	29.235	19.469	28.306	1:42.095	244							
							39 Scott NICHOLSON (4th)						
							1	30.806	29.108	19.083	27.558	1:46.555	196
							2	23.788	29.259	18.917	27.568	1:39.532	258
							3	24.143	28.879	19.053	27.636	1:39.711	256
32 Keith MULCAHY (21th)							4	24.177	28.673	18.887	27.562	1:39.299	256
1	34.811	31.668	20.465	29.481	1:56.425	199	5	23.968	28.473	18.741	27.421	1:38.603	257
2	25.400	30.986	20.123	29.208	1:45.717	248	6	23.874	29.045	18.837	27.453	1:39.209	257
3	25.877	30.594	20.187	29.158	1:45.816	244	7	23.983	28.616	18.825	27.344	1:38.768	255
4	25.554	30.660	20.499	29.146	1:45.859	245	8	23.926	28.627	18.760	27.647	1:38.960	257
5	26.342	30.965	20.467	29.312	1:47.086	239	9	24.612	28.463	18.842	27.338	1:39.255	256
6	25.732	30.778	20.619	29.763	1:46.892	244	10	23.765	28.580	18.563	27.536	1:38.444	257
7	25.552	30.723	20.246	29.026	1:45.547	243							
8	25.370	30.716	20.145	29.154	1:45.385	245							
9	25.109	30.585	19.918	28.854	1:44.466	244	42 Jack PASSFIELD (2nd)						
10	25.502	31.529	20.135	29.045	1:46.211	243	1	30.035	28.445	18.583	27.100	1:44.163	195
							2	23.360	28.298	18.419	27.289	1:37.366	256
							3	23.311	28.234	18.475	27.258	1:37.278	256
33 Jack FAVELLE (17th)							4	23.599	28.335	18.692	27.580	1:38.206	254
1	33.447	30.896	20.057	29.101	1:53.501	201	5	23.643	28.302	18.590	27.361	1:37.896	255
2	25.189	30.057	19.730	29.554	1:44.530	252	6	23.710	28.241	18.699	27.465	1:38.115	254
3	25.330	30.415	20.013	29.515	1:45.273	254	7	23.540	28.354	18.808	27.618	1:38.320	254
4	25.761	30.194	19.665	28.995	1:44.615	243	8	23.981	28.226	18.645	27.448	1:38.300	255
5	25.000	30.027	19.657	29.053	1:43.737	256	9	23.761	28.386	18.712	27.284	1:38.143	252
6	25.323	29.949	19.595	28.970	1:43.837	253	10	23.798	28.928	18.822	27.680	1:39.228	254
7	24.866	29.704	19.565	29.027	1:43.162	252							
8	24.794	29.840	19.725	29.213	1:43.572	253							
9	24.783	29.703	19.381	28.719	1:42.586	254	44 Thomas BRAMICH (1st)						
10	24.547	29.673	19.360	28.545	1:42.125	254	1	29.642	28.255	18.488	27.143	1:43.528	204
							2	23.376	28.128	18.536	27.214	1:37.254	257
							3	23.321	28.020	18.416	27.284	1:37.041	259
34 Jiabin ZHANG (29th)							4	23.357	28.066	18.438	27.113	1:36.974	258
1	46.018	36.058	23.427	33.638	2:19.141		5	23.362	28.452	18.405	27.325	1:37.544	260
2	28.069	34.581	22.890	32.049	1:57.589	233							


Scott Laing
Chief Timekeeper - Scott Laing

Tony Bolin
Clerk of Course - Tony Bolin



COMPUTIME RACE TIMING SYSTEMS PTY LTD
www.computime.com.au

E-mail: scott@computime.com.au / Ph: 0418 17 13 17





Round 3 - Phillip Island GP Circuit - September 3 & 4
SUPERSPORT

Date: 03/09/22
Event: R04
Weather: Partly cloudy - Temp: 14.8C
Track: Almost dry - Temp: 23.4C

Leg 1 (incl HUGHIE HOARE FEATURE RACE)


Started at: 13:50:49
Laps: 10
Starters: 33
Printed at: 9:15

PROVISIONAL SPLIT TIMES

Lap	Split 1	Split 2	Split 3	Split 4	Lap Time	Spd	Lap	Split 1	Split 2	Split 3	Split 4	Lap Time	Spd
6	23.317	28.389	19.175	27.112	1:37.993	260	8	24.483	28.371	19.021	27.671	1:39.546	247
7	23.334	28.075	18.373	27.383	1:37.165	260	9	24.263	28.535	19.090	28.176	1:40.064	247
8	23.915	28.281	18.553	27.335	1:38.084	259	10	24.308	29.071	19.052	27.581	1:40.012	248
9	23.586	28.435	19.070	28.049	1:39.140	260							
10	23.478	28.501	18.692	27.688	1:38.359	258							
44A William SHARROCK (13th)							70 Christopher GILBEE (20th)						
1	33.298	31.188	20.185	29.000	1:53.671	194	1	35.510	31.949	20.366	29.454	1:57.279	194
2	25.729	30.337	19.780	28.671	1:44.517	250	2	25.279	31.199	19.972	29.646	1:46.096	248
3	25.425	30.384	20.002	29.256	1:45.067	251	3	25.741	31.056	20.125	29.353	1:46.275	250
4	24.797	29.580	19.545	28.339	1:42.261	252	4	25.507	31.063	20.017	29.399	1:45.986	248
5	24.719	29.670	19.591	28.276	1:42.256	254	5	25.305	30.743	20.133	29.148	1:45.329	247
6	24.938	29.805	19.415	28.307	1:42.465	255	6	25.457	30.791	20.417	29.305	1:45.970	247
7	25.039	29.632	19.518	28.572	1:42.761	251	7	25.625	30.665	20.060	29.156	1:45.506	244
8	24.589	29.270	19.129	27.954	1:40.942	253	8	25.194	30.527	20.067	29.175	1:44.963	247
9	24.434	29.253	19.264	28.052	1:41.003	255	9	25.247	30.765	19.892	29.420	1:45.324	247
10	24.296	29.621	19.142	27.966	1:41.025	257	10	25.863	31.469	20.059	29.206	1:46.597	246
52 Mitchell HAWKSLEY (18th)							74 Timothy LARGE (5th)						
1	34.211	31.154	20.304	29.043	1:54.712	198	1	30.515	29.085	18.735	27.581	1:45.916	196
2	25.527	30.202	20.132	28.754	1:44.615	259	2	23.791	28.634	18.733	27.611	1:38.769	256
3	25.448	30.258	20.373	28.966	1:45.045	259	3	24.020	29.005	18.890	27.517	1:39.432	257
4	25.785	29.995	20.057	28.430	1:44.267	256	4	24.336	28.724	18.790	27.551	1:39.401	258
5	25.465	29.858	19.891	28.794	1:44.008	257	5	24.290	28.988	18.731	27.430	1:39.439	249
6	25.265	29.991	19.749	28.480	1:43.485	255	6	24.070	29.941	18.790	27.560	1:40.361	258
7	25.129	29.872	19.643	28.384	1:43.028	255	7	24.203	29.182	18.968	27.810	1:40.163	255
8	24.941	29.745	19.855	28.638	1:43.179	252	8	24.099	28.907	18.794	27.754	1:39.554	251
9	25.029	29.771	19.525	29.776	1:44.101	254	9	24.158	30.251	19.497	27.909	1:41.815	251
10	25.427	31.051	20.222	28.753	1:45.453	251	10	24.079	29.003	18.927	27.752	1:39.761	249
54 Brendan WILSON (7th)							75 Timothy HUNT (DNF)						
1	32.524	29.435	19.399	27.722	1:49.080	198	1	37.155	33.783	22.378	31.167	2:04.483	183
2	24.431	28.862	19.280	27.549	1:40.122	249	2	27.412	33.035	21.809	30.814	1:53.070	232
3	24.202	29.071	19.427	27.847	1:40.547	251	3	28.190	33.046	21.480	29.951	1:52.667	234
4	24.698	28.857	19.524	27.778	1:40.857	254	76 Paul VAN DER HEIDEN (23th)						
5	24.892	28.969	19.357	27.738	1:40.956	243	1	34.486	32.305	20.985	29.983	1:57.759	200
6	24.711	28.871	19.267	28.104	1:40.953	247	2	25.829	31.314	20.120	29.346	1:46.609	243
7	24.496	28.929	19.118	27.882	1:40.425	247	3	25.723	31.203	20.622	29.542	1:47.090	244
							4	26.021	31.338	20.464	29.426	1:47.249	247


Scott Laing
Chief Timekeeper - Scott Laing

Tony Bolin
Clerk of Course - Tony Bolin



COMPUTIME RACE TIMING SYSTEMS PTY LTD
www.computime.com.au

E-mail: scott@computime.com.au / Ph: 0418 17 13 17





Round 3 - Phillip Island GP Circuit - September 3 & 4
SUPERSPORT

Leg 1 (incl HUGHIE HOARE FEATURE RACE)

Date: 03/09/22
Event: R04
Weather: Partly cloudy - Temp: 14.8C
Track: Almost dry - Temp: 23.4C

Started at: 13:50:49
Laps: 10
Starters: 33
Printed at: 9:15

PROVISIONAL SPLIT TIMES

Lap	Split 1	Split 2	Split 3	Split 4	Lap Time	Spd	Lap	Split 1	Split 2	Split 3	Split 4	Lap Time	Spd
5	25.702	31.142	20.126	28.967	1:45.937	241	5	23.988	28.765	18.800	27.728	1:39.281	249
6	25.437	30.619	19.966	29.128	1:45.150	241	6	23.954	28.778	18.715	27.573	1:39.020	254
7	25.517	30.661	19.964	29.160	1:45.302	241	7	24.186	28.714	18.935	27.757	1:39.592	252
8	25.422	30.647	20.158	29.163	1:45.390	242	8	23.879	28.740	18.848	27.790	1:39.257	252
9	25.487	30.772	20.238	29.191	1:45.688	241	9	23.981	28.604	18.697	27.755	1:39.037	255
10	25.461	31.063	20.770	29.035	1:46.329	239	10	23.757	28.489	18.697	27.629	1:38.572	251

80 David BARTELS (28th)

1	36.543	32.915	21.635	30.933	2:02.026	197
2	27.657	32.793	21.980	31.245	1:53.675	239
3	28.224	32.853	21.901	31.043	1:54.021	239
4	27.617	32.267	21.441	30.679	1:52.004	238
5	27.394	32.453	21.267	30.865	1:51.979	238
6	27.784	32.176	21.215	30.950	1:52.125	231
7	27.402	32.297	21.001	30.418	1:51.118	237
8	26.842	31.913	21.335	30.251	1:50.341	237
9	27.115	34.976	21.305	30.440	1:53.836	239

87 Brad GORRIE (30th)

1	37.687	35.249	23.645	32.566	2:09.147	176
2	27.995	34.153	22.261	31.912	1:56.321	209
3	28.536	34.419	22.403	31.912	1:57.270	211
4	28.503	34.496	22.689	31.884	1:57.572	222
5	28.423	34.051	22.997	31.904	1:57.375	205
6	28.395	34.593	22.473	32.012	1:57.473	200
7	28.569	34.596	22.285	33.372	1:58.822	208
8	28.571	38.085	23.427	35.126	2:05.209	213
9	28.801	36.502	23.020	32.564	2:00.887	211

83 Nathan HILLMAN (27th)

1	36.337	34.086	21.995	31.023	2:03.441	191
2	28.026	33.074	21.924	30.645	1:53.669	227
3	28.413	33.180	22.255	30.797	1:54.645	226
4	27.842	33.033	21.511	30.972	1:53.358	216
5	26.633	33.174	22.074	30.633	1:52.514	236
6	26.815	32.314	21.377	30.324	1:50.830	229
7	27.158	32.284	20.977	29.733	1:50.152	226
8	26.743	32.140	21.061	29.870	1:49.814	233
9	26.545	32.142	20.910	30.094	1:49.691	232

88 Luke SANDERS (6th)

1	30.735	29.072	18.818	27.844	1:46.469	209
2	23.796	29.240	18.943	27.714	1:39.693	262
3	23.973	28.854	19.199	28.052	1:40.078	260
4	24.050	28.794	18.919	27.938	1:39.701	262
5	24.217	28.897	19.254	28.039	1:40.407	262
6	24.226	29.077	19.486	28.157	1:40.946	258
7	24.282	29.056	19.399	28.220	1:40.957	256
8	24.206	29.014	19.206	28.039	1:40.465	256
9	24.112	29.034	19.155	27.893	1:40.194	257
10	24.338	28.898	19.079	27.930	1:40.245	262

85 Ty LYNCH (DNF)

1	37.377	29.448	18.845	27.866	1:53.536	
2	23.842	28.777	18.408	27.129	1:38.156	255

88v Dean OUGHTRED (9th)


1	31.408	29.286	19.254	27.743	1:47.691	196
2	24.177	29.256	19.374	28.228	1:41.035	257
3	24.480	29.141	19.485	27.851	1:40.957	258
4	24.693	29.419	19.378	28.103	1:41.593	257
5	24.475	29.236	19.329	27.951	1:40.991	257
6	24.308	28.969	19.263	27.967	1:40.507	258
7	24.476	29.131	19.265	28.393	1:41.265	255

86 Dallas SKEER (3rd)

1	30.249	28.769	18.680	27.509	1:45.207	197
2	24.032	28.821	18.829	27.665	1:39.347	255
3	23.876	28.998	18.906	27.694	1:39.474	254
4	23.873	28.806	18.969	27.813	1:39.461	251


Scott Laing
Chief Timekeeper - Scott Laing

Tony Bolin
Clerk of Course - Tony Bolin



COMPUTIME RACE TIMING SYSTEMS PTY LTD
www.computime.com.au

E-mail: scott@computime.com.au / Ph: 0418 17 13 17





Round 3 - Phillip Island GP Circuit - September 3 & 4
SUPERSPORT

Leg 1 (incl HUGHIE HOARE FEATURE RACE)

Started at: 13:50:49

Laps: 10

Starters: 33

Printed at: 9:15

Date: 03/09/22

Event: R04

Weather: Partly cloudy - Temp: 14.8C

Track: Almost dry - Temp: 23.4C


PROVISIONAL SPLIT TIMES

Lap	Split 1	Split 2	Split 3	Split 4	Lap Time	Spd	Lap	Split 1	Split 2	Split 3	Split 4	Lap Time	Spd
8	24.246	29.260	19.352	28.441	1:41.299	254	5	24.800	29.789	19.550	28.124	1:42.263	254
9	24.531	29.831	19.636	28.387	1:42.385	251	6	24.702	29.754	19.329	28.273	1:42.058	258
10	24.699	29.486	19.653	28.690	1:42.528	252	7	25.164	29.667	19.432	28.431	1:42.694	252
							8	24.608	29.750	19.219	28.146	1:41.723	253
							9	24.459	29.531	19.075	28.090	1:41.155	253
90 Libero BELLETTI (24th)							10	24.199	29.179	18.897	27.965	1:40.240	252
1	34.621	31.275	20.590	29.167	1:55.653	199							
2	25.680	31.607	20.596	29.631	1:47.514	246							
3	26.622	31.363	20.430	29.641	1:48.056	233	212 Luca DURNING (10th)						
4	25.988	31.502	20.885	29.386	1:47.761	245	1	33.063	30.010	19.807	28.312	1:51.192	204
5	26.095	31.350	20.593	29.470	1:47.508	245	2	24.705	30.347	19.518	28.479	1:43.049	254
6	26.267	31.058	20.445	29.194	1:46.964	241	3	25.067	29.816	19.706	28.525	1:43.114	253
7	25.895	31.141	20.353	29.302	1:46.691	248	4	24.743	29.637	19.804	28.552	1:42.736	254
8	26.388	31.143	20.804	29.711	1:48.046	248	5	24.551	29.456	19.678	28.361	1:42.046	255
9	26.509	31.292	20.521	29.517	1:47.839	247	6	24.570	29.856	19.508	28.372	1:42.306	255
10	26.598	31.299	20.609	29.364	1:47.870	247	7	24.544	29.441	19.791	28.635	1:42.411	253
							8	24.547	29.258	19.640	28.395	1:41.840	254
95 Harley SIDE (8th)							9	24.575	29.395	19.528	28.197	1:41.695	252
1	31.009	29.092	19.126	27.650	1:46.877	200	10	24.484	29.397	19.689	28.399	1:41.969	255
2	24.081	30.279	19.330	28.012	1:41.702	261							
3	24.362	29.031	19.264	28.190	1:40.847	255	220 Declan CARBERRY (16th)						
4	24.495	29.204	19.397	28.079	1:41.175	253	1	33.598	31.399	20.056	28.847	1:53.900	193
5	24.805	28.987	19.121	28.061	1:40.974	244	2	25.358	32.333	19.690	28.189	1:45.570	247
6	24.461	29.017	19.229	28.149	1:40.856	249	3	25.522	30.143	19.670	28.981	1:44.316	260
7	24.444	29.054	19.405	27.655	1:40.558	253	4	25.551	30.033	19.790	28.747	1:44.121	257
8	24.475	28.716	18.785	27.802	1:39.778	252	5	25.180	29.964	19.669	28.773	1:43.586	254
9	24.173	28.612	18.900	28.149	1:39.834	257	6	24.971	29.814	19.379	28.423	1:42.587	254
10	24.658	28.862	19.024	27.760	1:40.304	254	7	25.017	30.026	19.346	28.460	1:42.849	254
							8	25.004	29.912	19.602	28.504	1:43.022	254
99 Morgan MCLAREN-WOOD (14th)							9	24.908	30.827	19.587	28.482	1:43.804	254
1	33.445	31.268	20.174	28.880	1:53.767	196	10	24.988	29.748	19.561	28.710	1:43.007	252
2	24.998	30.115	19.734	29.521	1:44.368	257							
3	25.329	30.370	20.079	29.411	1:45.189	254							
4	25.042	29.774	19.425	28.538	1:42.779	246							

The results are provisional until the end of the time limit for protests and appeals.


Scott Laing
Chief Timekeeper - Scott Laing

Tony Bolin
Clerk of Course - Tony Bolin



COMPUTIME RACE TIMING SYSTEMS PTY LTD
www.computime.com.au

E-mail: scott@computime.com.au / Ph: 0418 17 13 17





**Round 3 - Phillip Island GP Circuit - September 3 & 4
SUPERSPORT**

Date: 03/09/22
Event: R04
Weather: Partly cloudy - Temp: 14.8C
Track: Almost dry - Temp: 23.4C

Leg 1 (incl HUGHIE HOARE FEATURE RACE)

Started at: 13:50:49
Laps: 10
Starters: 33
Printed at: 9:15

PROVISIONAL FASTEST LAPS SEQUENCE

Lap	Race Pos	No	Name	Machine	Fastest Lap	On Lap
1	1	44	Thomas BRAMICH	Yamaha R6	1:43.528	1
2	1	44	Thomas BRAMICH	Yamaha R6	1:37.254	2
3	1	44	Thomas BRAMICH	Yamaha R6	1:37.041	3
4	1	44	Thomas BRAMICH	Yamaha R6	1:36.974	4

The results are provisional until the end of the time limit for protests and appeals.


Scott Laing
Chief Timekeeper - Scott Laing

Tony Bolin
Clerk of Course - Tony Bolin



COMPUTIME RACE TIMING SYSTEMS PTY LTD
www.computime.com.au

E-mail: scott@computime.com.au / Ph: 0418 17 13 17





Round 3 - Phillip Island GP Circuit - September 3 & 4
SUPERSPORT

Date: 03/09/22
Event: R04
Weather: Partly cloudy - Temp: 14.8C
Track: Almost dry - Temp: 23.4C

Leg 1 (incl HUGHIE HOARE FEATURE RACE)


Started at: 13:50:49
Laps: 10
Starters: 33
Printed at: 9:15

PROVISIONAL LAP SHEET

No	Lap Time	Gap	No	Lap Time	Gap	No	Lap Time	Gap	No	Lap Time	Gap	No	Lap Time	Gap
Lap 1			12	2:10.366	26.838	75	1:53.070	36.771	75	1:52.667	52.397	80	1:52.004	1:06.92
44	1:43.528		34	2:19.141	35.613	87	1:56.321	44.686	83	1:54.645	53.932	83	1:53.358	1:10.31
42	1:44.163	.635	Lap 2			12	2:05.773	55.357	87	1:57.270	1:04.91	87	1:57.572	1:25.51
86	1:45.207	1.679	44	1:37.254		34	1:57.589	55.948	34	2:01.461	1:20.36	Lap 5		
74	1:45.916	2.388	42	1:37.366	.747	Lap 3			12	2:09.558	1:27.87	44	1:37.544	
88	1:46.469	2.941	86	1:39.347	3.772	44	1:37.041		Lap 4			42	1:37.896	2.568
39	1:46.555	3.027	74	1:38.769	3.903	42	1:37.278	.984	44	1:36.974		34	1:58.180	1 lap
95	1:46.877	3.349	39	1:39.532	5.305	86	1:39.474	6.205	42	1:38.206	2.216	86	1:39.281	10.429
88v	1:47.691	4.163	88	1:39.693	5.380	74	1:39.432	6.294	86	1:39.461	8.692	74	1:39.439	10.616
54	1:49.080	5.552	95	1:41.702	7.797	39	1:39.711	7.975	74	1:39.401	8.721	39	1:38.603	11.359
212	1:51.192	7.664	88v	1:41.035	7.944	88	1:40.078	8.417	39	1:39.299	10.300	88	1:40.407	14.007
31	1:52.322	8.794	54	1:40.122	8.420	95	1:40.847	11.603	88	1:39.701	11.144	54	1:40.956	19.221
10	1:52.979	9.451	85	1:38.156	10.910	88v	1:40.957	11.860	95	1:41.175	15.804	95	1:40.974	19.234
8B	1:53.342	9.814	212	1:43.049	13.459	54	1:40.547	11.926	54	1:40.857	15.809	88v	1:40.991	19.926
33	1:53.501	9.973	31	1:43.250	14.790	212	1:43.114	19.532	88v	1:41.593	16.479	212	1:42.046	29.796
85	1:53.536	10.008	10	1:42.778	14.975	31	1:42.894	20.643	212	1:42.736	25.294	31	1:42.453	30.805
44A	1:53.671	10.143	33	1:44.530	17.249	10	1:42.861	20.795	31	1:42.227	25.896	10	1:42.423	30.925
99	1:53.767	10.239	99	1:44.368	17.353	44A	1:45.067	25.432	10	1:42.225	26.046	44A	1:42.256	35.431
220	1:53.900	10.372	44A	1:44.517	17.406	33	1:45.273	25.481	44A	1:42.261	30.719	21	1:41.710	35.523
52	1:54.712	11.184	8B	1:44.962	17.522	99	1:45.189	25.501	99	1:42.779	31.306	99	1:42.263	36.025
8A	1:55.003	11.475	52	1:44.615	18.545	21	1:43.782	25.558	21	1:42.773	31.357	220	1:43.586	39.152
90	1:55.653	12.125	220	1:45.570	18.688	220	1:44.316	25.963	220	1:44.121	33.110	33	1:43.737	39.315
32	1:56.425	12.897	21	1:42.235	18.817	8B	1:45.566	26.047	33	1:44.615	33.122	8B	1:43.640	39.603
70	1:57.279	13.751	8A	1:45.901	20.122	52	1:45.045	26.549	8B	1:44.434	33.507	52	1:44.008	40.306
21	1:57.364	13.836	32	1:45.717	21.360	8A	1:46.338	29.419	52	1:44.267	33.842	8A	1:46.231	47.763
76	1:57.759	14.231	90	1:47.514	22.385	32	1:45.816	30.135	32	1:45.859	39.020	32	1:47.086	48.562
3	2:00.776	17.248	70	1:46.096	22.593	70	1:46.275	31.827	8A	1:46.631	39.076	70	1:45.329	48.624
3A	2:01.926	18.398	76	1:46.609	23.586	90	1:48.056	33.400	70	1:45.986	40.839	76	1:45.937	52.303
80	2:02.026	18.498	3	1:48.108	28.102	76	1:47.090	33.635	76	1:47.249	43.910	90	1:47.508	54.151
83	2:03.441	19.913	3A	1:49.774	30.918	3	1:49.252	40.313	90	1:47.761	44.187	3	1:50.415	1:05.70
75	2:04.483	20.955	80	1:53.675	34.919	3A	1:49.350	43.227	3	1:49.494	52.833	3A	1:48.449	1:05.94
87	2:09.147	25.619	83	1:53.669	36.328	80	1:54.021	51.899	3A	1:48.789	55.042	80	1:51.979	1:21.36


Scott Laing
Chief Timekeeper - Scott Laing

Tony Bolin
Clerk of Course - Tony Bolin



COMPUTIME RACE TIMING SYSTEMS PTY LTD
www.computime.com.au

E-mail: scott@computime.com.au / Ph: 0418 17 13 17





Round 3 - Phillip Island GP Circuit - September 3 & 4
SUPERSPORT

Date: 03/09/22
Event: R04
Weather: Partly cloudy - Temp: 14.8C
Track: Almost dry - Temp: 23.4C

Leg 1 (incl HUGHIE HOARE FEATURE RACE)

Started at: 13:50:49
Laps: 10
Starters: 33
Printed at: 9:15


PROVISIONAL LAP SHEET

No	Lap Time	Gap	No	Lap Time	Gap	No	Lap Time	Gap	No	Lap Time	Gap	No	Lap Time	Gap
83	1:52.514	1:25.28	Lap 7			42	1:38.300	4.061	86	1:39.037	14.953	3	1:51.125	1 lap
Lap 6			44	1:37.165		80	1:51.118	1 lap	39	1:39.255	15.169	74	1:39.761	21.529
44	1:37.993		83	1:50.830	1 lap	83	1:50.152	1 lap	74	1:41.815	20.127	88	1:40.245	26.073
42	1:38.115	2.690	42	1:38.320	3.845	39	1:38.960	15.054	80	1:50.341	1 lap	54	1:40.012	29.480
87	1:57.375	1 lap	86	1:39.592	13.883	86	1:39.257	15.056	83	1:49.814	1 lap	95	1:40.304	29.823
86	1:39.020	11.456	39	1:38.768	14.178	74	1:39.554	17.452	88	1:40.194	24.187	83	1:49.691	1 lap
39	1:39.209	12.575	74	1:40.163	15.982	88	1:40.465	23.133	54	1:40.064	27.827	88v	1:42.528	37.169
74	1:40.361	12.984	88	1:40.957	20.752	54	1:39.546	26.903	95	1:39.834	27.878	80	1:53.836	1 lap
88	1:40.946	16.960	54	1:40.425	25.441	95	1:39.778	27.184	88v	1:42.385	33.000	212	1:41.969	49.276
95	1:40.856	22.097	95	1:40.558	25.490	88v	1:41.299	29.755	212	1:41.695	45.666	31	1:42.095	52.791
34	1:56.108	1 lap	88v	1:41.265	26.540	212	1:41.840	43.111	31	1:42.480	49.055	10	1:42.140	52.848
54	1:40.953	22.181	87	1:57.473	1 lap	31	1:43.065	45.715	10	1:42.455	49.067	44A	1:41.025	52.886
88v	1:40.507	22.440	212	1:42.411	39.355	10	1:42.641	45.752	44A	1:41.003	50.220	99	1:40.240	53.154
212	1:42.306	34.109	31	1:42.845	40.734	44A	1:40.942	48.357	99	1:41.155	51.273	21	1:43.735	1:00.70
31	1:42.242	35.054	10	1:43.262	41.195	87	1:58.822	1 lap	21	1:43.704	55.332	220	1:43.007	1:03.68
10	1:42.166	35.098	34	1:57.346	1 lap	99	1:41.723	49.258	220	1:43.804	59.032	33	1:42.125	1:03.85
21	1:42.178	39.708	21	1:42.913	45.456	21	1:43.396	50.768	33	1:42.586	1:00.09	52	1:45.453	1:08.81
44A	1:42.465	39.903	44A	1:42.761	45.499	220	1:43.022	54.368	52	1:44.101	1:01.71	8B	1:44.212	1:10.07
99	1:42.058	40.090	99	1:42.694	45.619	33	1:43.572	56.644	8B	1:45.023	1:04.21	70	1:46.597	1:26.24
220	1:42.587	43.746	220	1:42.849	49.430	52	1:43.179	56.756	87	2:05.209	1 lap	32	1:46.211	1:26.32
33	1:43.837	45.159	33	1:43.162	51.156	8B	1:44.759	58.334	34	1:55.218	1 lap	8A	1:46.773	1:27.65
8B	1:43.815	45.425	8B	1:43.399	51.659	34	1:56.110	1 lap	70	1:45.324	1:18.00	76	1:46.329	1:29.42
52	1:43.485	45.798	52	1:43.028	51.661	70	1:44.963	1:11.82	32	1:44.466	1:18.47	34	1:54.704	1 lap
8A	1:46.783	56.553	70	1:45.506	1:04.94	8A	1:45.428	1:12.55	8A	1:45.826	1:19.24	87	2:00.887	1 lap
70	1:45.970	56.601	8A	1:45.827	1:05.21	32	1:45.385	1:13.14	76	1:45.688	1:21.45	90	1:47.870	1:40.82
32	1:46.892	57.461	32	1:45.547	1:05.84	76	1:45.390	1:14.90	90	1:47.839	1:31.30			
76	1:45.150	59.460	76	1:45.302	1:07.59	90	1:48.046	1:22.61						
90	1:46.964	1:03.12	90	1:46.691	1:12.64									
3A	1:48.636	1:16.59	3A	1:49.343	1:28.76									
3	1:49.166	1:16.87	3	1:50.950	1:30.66									
80	1:52.125	1:35.49												
			Lap 8											
			44	1:38.084										
						Lap 9								
						44	1:39.140							
						3A	1:48.992	1 lap						
						3	1:49.567	1 lap						
						42	1:38.143	3.064						
						Lap 10								
						44	1:38.359							
						42	1:39.228	3.933						
						3A	1:47.220	1 lap						
						86	1:38.572	15.166						
						39	1:38.444	15.254						

The results are provisional until the end of the time limit for protests and appeals.


Scott Laing
Chief Timekeeper - Scott Laing

Tony Bolin
Clerk of Course - Tony Bolin



COMPUTIME RACE TIMING SYSTEMS PTY LTD
www.computime.com.au

E-mail: scott@computime.com.au / Ph: 0418 17 13 17





Round 3 - Phillip Island GP Circuit - September 3 & 4
SUPERSPORT

Leg 1 (incl HUGHIE HOARE FEATURE RACE)

Date: 03/09/22
Event: R04
Weather: Partly cloudy - Temp: 14.8C
Track: Almost dry - Temp: 23.4C

Started at: 13:50:49
Laps: 10
Starters: 33
Printed at: 9:15

PROVISIONAL LAP CHART

Name	Grid	1	2	3	4	5	6	7	8	9	10	Name
T. LYNCH	85	41	41	41	41	41	41	41	41	41	41	T. BRAMICH
J. PASSFIELD	42	42	42	42	42	42	42	42	42	42	42	J. PASSFIELD
D. SKEER	86	86	86	86	86	86	86	86	39	86	86	D. SKEER
S. NICHOLSON	39	74	74	74	74	74	39	39	86	39	39	S. NICHOLSON
T. LARGE	74	88	39	39	39	39	74	74	74	74	74	T. LARGE
T. BRAMICH	44	39	88	88	88	88	88	88	88	88	88	L. SANDERS
D. OUGHTRED	88v	95	95	95	95	54	95	54	54	54	54	B. WILSON
H. SIDE	95	88v	88v	88v	54	95	54	95	95	95	95	H. SIDE
B. WILSON	54	54	54	54	88v	88v	88v	88v	88v	88v	88v	D. OUGHTRED
W. SHARROCK	44A	212	85	212	212	212	212	212	212	212	212	L. DURNING
N. MAHON	10	31	212	31	31	31	31	31	31	31	31	J. QUINN
L. SANDERS	88	10	31	10	10	10	10	10	10	10	10	N. MAHON
J. QUINN	31	85	10	44A	44A	44A	21	21	44A	44A	44A	W. SHARROCK
D. CARBERRY	220	33	33	33	99	21	44A	44A	99	99	99	M. MCLAREN-WOOD
L. DURNING	212	85	99	99	21	99	99	99	21	21	21	T. WALKER
T. WALKER	21	44A	44A	21	220	220	220	220	220	220	220	D. CARBERRY
M. MCLAREN-WOOD	99	99	85	220	33	33	33	33	33	33	33	J. FAVELLE
C. HOLDING	85	220	52	85	85	85	85	85	52	52	52	M. HAWKSLEY
M. EDWARDS	37	52	220	52	52	52	52	52	85	85	85	C. HOLDING
J. FAVELLE	33	8A	21	8A	32	8A	8A	70	70	70	70	C. GILBEE
C. GILBEE	70	90	8A	32	8A	32	70	8A	8A	32	32	K. MULCAHY
M. DELANEY	8A	32	32	70	70	70	32	32	32	8A	8A	M. DELANEY
L. BELLETTI	90	70	90	90	76	76	76	76	76	76	76	P. VAN DER HEIDEN
M. HAWKSLEY	52	21	70	76	90	90	90	90	90	90	90	L. BELLETTI
P. VAN DER HEIDEN	76	76	76	3	3	3	3A	3A	3A	3A	3A	M. MAVER
M. MAVER	3A	3	3	3A	3A	3A	3	3	3	3	3	S. O'BRIEN
D. BARTELS	80	3A	3A	80	80	80	80	80	80	80	88	N. HILLMAN
N. HILLMAN	83	80	80	75	83	83	83	83	83	83	80	D. BARTELS
S. O'BRIEN	3	83	83	83	87	87	87	87	87	87	34	J. ZHANG
K. MULCAHY	32	75	75	87	34	34	34	34	34	34	87	B. GORRIE
S. IRWIN	90A	87	87	34								
B. GORRIE	87	12	12	12								
J. ZHANG	34	34	34									
T. HUNT	75											
												K. JENKINS

The results are provisional until the end of the time limit for protests and appeals.


Scott Laing
Chief Timekeeper - Scott Laing

Tony Bolin
Clerk of Course - Tony Bolin



COMPUTIME RACE TIMING SYSTEMS PTY LTD
www.computime.com.au

E-mail: scott@computime.com.au / Ph: 0418 17 13 17





Round 3 - Phillip Island GP Circuit - September 3 & 4
SUPERSPORT

Date: 03/09/22
Event: R04
Weather: Partly cloudy - Temp: 14.8C
Track: Almost dry - Temp: 23.4C

Leg 1 (incl HUGHIE HOARE FEATURE RACE)

Started at: 13:50:49
Laps: 10
Starters: 33
Printed at: 9:15


PROVISIONAL BEST PARTIAL TIMES

Pos	Split 1		Split 2		Split 3		Split 4		LAP		Ideal	Fastest
	Name	Time	Name	Time	Name	Time	Name	Time	Name	Time		
1	J. PASSFIELD	23.311	T. BRAMICH	28.020	T. BRAMICH	18.373	J. PASSFIELD	27.100	T. BRAMICH	1:36.822	1:36.974	
2	T. BRAMICH	23.317	J. PASSFIELD	28.226	T. LYNCH	18.408	T. BRAMICH	27.112	J. PASSFIELD	1:37.056	1:37.278	
3	D. SKEER	23.757	B. WILSON	28.371	J. PASSFIELD	18.419	T. LYNCH	27.129	S. NICHOLSO	1:38.129	1:38.444	
4	S. NICHOLSO	23.765	S. NICHOLSO	28.463	S. NICHOLSO	18.563	S. NICHOLSO	27.338	T. LYNCH	1:38.156	1:38.156	
5	T. LARGE	23.791	D. SKEER	28.489	D. SKEER	18.680	T. LARGE	27.430	D. SKEER	1:38.435	1:38.572	
6	L. SANDERS	23.796	H. SIDE	28.612	T. LARGE	18.731	D. SKEER	27.509	T. LARGE	1:38.586	1:38.769	
7	T. LYNCH	23.842	T. LARGE	28.634	H. SIDE	18.785	B. WILSON	27.549	L. SANDERS	1:39.122	1:39.693	
8	H. SIDE	24.081	T. LYNCH	28.777	L. SANDERS	18.818	H. SIDE	27.650	H. SIDE	1:39.128	1:39.778	
9	D. OUGHTRE	24.177	L. SANDERS	28.794	M. MCLAREN-	18.897	L. SANDERS	27.714	B. WILSON	1:39.143	1:39.546	
10	M. MCLAREN-	24.199	D. OUGHTRE	28.969	B. WILSON	19.021	D. OUGHTRE	27.743	D. OUGHTRE	1:40.143	1:40.507	
11	B. WILSON	24.202	M. MCLAREN-	29.179	W. SHARROC	19.129	T. WALKER	27.906	M. MCLAREN-	1:40.240	1:40.240	
12	W. SHARROC	24.296	J. QUINN	29.235	D. OUGHTRE	19.254	W. SHARROC	27.954	W. SHARROC	1:40.632	1:40.942	
13	L. DURNING	24.484	W. SHARROC	29.253	N. MAHON	19.286	M. MCLAREN-	27.965	T. WALKER	1:41.332	1:41.710	
14	J. FAVELLE	24.547	L. DURNING	29.258	D. CARBERRY	19.346	N. MAHON	28.071	L. DURNING	1:41.447	1:41.695	
15	T. WALKER	24.589	T. WALKER	29.324	J. FAVELLE	19.360	D. CARBERRY	28.189	N. MAHON	1:41.637	1:42.140	
16	J. QUINN	24.847	N. MAHON	29.357	J. QUINN	19.469	L. DURNING	28.197	J. QUINN	1:41.836	1:42.095	
17	D. CARBERRY	24.908	J. FAVELLE	29.673	L. DURNING	19.508	J. QUINN	28.285	J. FAVELLE	1:42.125	1:42.125	
18	N. MAHON	24.923	M. HAWKSLE	29.745	T. WALKER	19.513	M. HAWKSLE	28.384	D. CARBERRY	1:42.191	1:42.587	
19	M. HAWKSLE	24.941	D. CARBERRY	29.748	M. HAWKSLE	19.525	J. FAVELLE	28.545	M. HAWKSLE	1:42.595	1:43.028	
20	C. HOLDING	25.013	C. HOLDING	29.912	C. HOLDING	19.583	M. DELANEY	28.675	C. HOLDING	1:43.210	1:43.399	
21	K. MULCAHY	25.109	M. DELANEY	30.356	C. GILBEE	19.892	C. HOLDING	28.702	K. MULCAHY	1:44.466	1:44.466	
22	C. GILBEE	25.194	C. GILBEE	30.527	K. MULCAHY	19.918	K. MULCAHY	28.854	C. GILBEE	1:44.761	1:44.963	
23	P. VAN DER H	25.422	K. MULCAHY	30.585	P. VAN DER H	19.964	P. VAN DER H	28.967	M. DELANEY	1:44.926	1:45.428	
24	M. DELANEY	25.455	P. VAN DER H	30.619	S. O'BRIEN	20.320	C. GILBEE	29.148	P. VAN DER H	1:44.972	1:45.150	
25	L. BELLETTI	25.680	M. MAVER	30.959	L. BELLETTI	20.353	L. BELLETTI	29.167	L. BELLETTI	1:46.258	1:46.691	
26	S. O'BRIEN	25.917	L. BELLETTI	31.058	M. DELANEY	20.440	M. MAVER	29.333	M. MAVER	1:47.220	1:47.220	
27	M. MAVER	26.277	S. O'BRIEN	31.363	M. MAVER	20.651	N. HILLMAN	29.733	S. O'BRIEN	1:47.617	1:48.108	
28	N. HILLMAN	26.545	D. BARTELS	31.913	N. HILLMAN	20.910	T. HUNT	29.951	N. HILLMAN	1:49.328	1:49.691	
29	D. BARTELS	26.842	N. HILLMAN	32.140	D. BARTELS	21.001	S. O'BRIEN	30.017	D. BARTELS	1:50.007	1:50.341	
30	J. ZHANG	27.362	T. HUNT	32.383	T. HUNT	21.480	D. BARTELS	30.251	T. HUNT	1:51.226	1:52.667	
31	T. HUNT	27.412	J. ZHANG	33.271	B. GORRIE	22.261	J. ZHANG	31.257	J. ZHANG	1:54.212	1:54.704	
32	B. GORRIE	27.995	B. GORRIE	34.051	J. ZHANG	22.322	B. GORRIE	31.884	B. GORRIE	1:56.191	1:56.321	
33	K. JENKINS	29.972	K. JENKINS	35.302	K. JENKINS	23.509	K. JENKINS	34.064	K. JENKINS	2:02.847	2:05.773	

The results are provisional until the end of the time limit for protests and appeals.


Scott Laing
Chief Timekeeper - Scott Laing

Tony Bolin
Clerk of Course - Tony Bolin



COMPUTIME RACE TIMING SYSTEMS PTY LTD
www.computime.com.au

E-mail: scott@computime.com.au / Ph: 0418 17 13 17





Round 3 - Phillip Island GP Circuit - September 3 & 4
SUPERSPORT
PROVISIONAL PROGRESSIVE ROUND POINTS

SUPERSPORT - OVERALL

Pos	No	Name	Rnd 3 Race 1	Total
1	44	Thomas BRAMICH	25	25
2	42	Jack PASSFIELD	20	20
3	86	Dallas SKEER	18	18
4	39	Scott NICHOLSON	17	17
5	74	Timothy LARGE	16	16
6	88	Luke SANDERS	15	15
7	54	Brendan WILSON	14	14
8	95	Harley SIDE	13	13
9	88v	Dean OUGHTRED	12	12
10	212	Luca DURNING	11	11
11	31	John QUINN	10	10
12	10	Noel MAHON	9	9
13	44A	William SHARROCK	8	8
14	99	Morgan MCLAREN-WOOD	7	7
15	21	Tarbon WALKER	6	6
16	220	Declan CARBERRY	5	5
17	33	Jack FAVELLE	4	4
18	52	Mitchell HAWKSLEY	3	3
19	8B	Charles HOLDING	2	2
20	70	Christopher GILBEE	1	1

SUPERSPORT - B GRADE

Pos	No	Name	Rnd 3 Race 1	Total
1	95	Harley SIDE	25	25
2	31	John QUINN	20	20
3	10	Noel MAHON	18	18

SUPERSPORT - C GRADE

Pos	No	Name	Rnd 3 Race 1	Total
1	70	Christopher GILBEE	25	25
2	3A	Matt MAVER	20	20
3	3	Shane O'BRIEN	18	18
4	83	Nathan HILLMAN	17	17


Scott Laing
 Chief Timekeeper - Scott Laing

Tony Bolin
 Clerk of Course - Tony Bolin



COMPUTIME RACE TIMING SYSTEMS PTY LTD
www.computime.com.au

E-mail: scott@computime.com.au / Ph: 0418 17 13 17






Round 3 - Phillip Island GP Circuit - September 3 & 4
SUPERSPORT
PROVISIONAL PROGRESSIVE ROUND POINTS

SUPERSPORT - C GRADE

Pos	No	Name	Rnd 3 Race 1	Total
5	87	Brad GORRIE	16	16



Chief Timekeeper - Scott Laing


Clerk of Course - Tony Bolin



COMPUTIME RACE TIMING SYSTEMS PTY LTD
www.computime.com.au

E-mail: scott@computime.com.au / Ph: 0418 17 13 17





Round 3 - Phillip Island GP Circuit - September 3 & 4
SUPERSPORT

PROVISIONAL PROGRESSIVE SERIES POINTS

SUPERSPORT - OVERALL


Pos	No	Name	Rnd 1 B/ford	Rnd 2 Wint	Rnd 3 Race 1	Total
1	74	Timothy LARGE	75	65	16	156
2	95	Harley SIDE	58	70	13	141
3	88	Luke SANDERS	37	49	15	101
4	54	Brendan WILSON	53	34	14	101
5	44A	William SHARROCK	33	51	8	92
6	52	Mitchell HAWKSLEY	47	31	3	81
7		Marcus DELANEY	14	44		58
8	70	Christopher GILBEE	42		1	43
9		Shane OBRIEN		43		43
10		Matthew LONG	42			42
11		Romeo ARMORE	37			37
12	44	Thomas BRAMICH			25	25
13	42	Jack PASSFIELD			20	20
14	86	Dallas SKEER			18	18
15	39	Scott NICHOLSON			17	17
16	88v	Dean OUGHTRED			12	12
17	212	Luca DURNING			11	11
18		Christopher LAW	11			11
19	31	John QUINN			10	10
20	10	Noel MAHON			9	9
21	99	Morgan MCLAREN-WOOD			7	7
22	21	Tarbon WALKER			6	6
23	220	Declan CARBERRY			5	5
24	33	Jack FAVELLE			4	4
25	8B	Charles HOLDING			2	2

SUPERSPORT - B GRADE

Pos	No	Name	Rnd 1 B/ford	Rnd 2 Wint	Rnd 3 Race 1	Total
1	95	Harley SIDE	75		25	100
2		Romeo ARMORE	60			60
3	31	John QUINN			20	20
4	10	Noel MAHON			18	18


Scott Laing
Chief Timekeeper - Scott Laing

Tony Bolin
Clerk of Course - Tony Bolin



COMPUTIME RACE TIMING SYSTEMS PTY LTD
www.computime.com.au

E-mail: scott@computime.com.au / Ph: 0418 17 13 17





Round 3 - Phillip Island GP Circuit - September 3 & 4
SUPERSPORT


PROVISIONAL PROGRESSIVE SERIES POINTS

SUPERSPORT - C GRADE

Pos	No	Name	Rnd 1 B/ford	Rnd 2 Wint	Rnd 3 Race 1	Total
1	70	Christopher GILBEE	75		25	100
2		Harley SIDE		75		75
3	3A	Matt MAVER			20	20
4	3	Shane O'BRIEN			18	18
5	83	Nathan HILLMAN			17	17
6	87	Brad GORRIE			16	16

Scott Laing
 Chief Timekeeper - Scott Laing

Tony Bolin
 Clerk of Course - Tony Bolin



COMPUTIME RACE TIMING SYSTEMS PTY LTD
www.computime.com.au

E-mail: scott@computime.com.au / Ph: 0418 17 13 17

